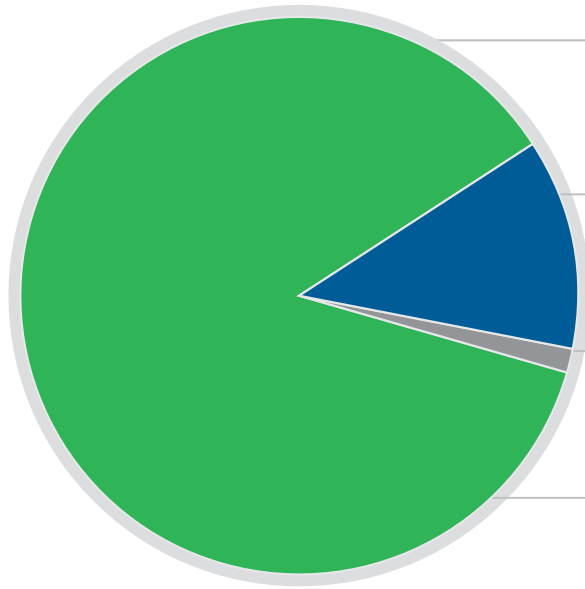


Frederick Community College Economic Impact FY 2015-16



FCC Total Impact FY 2015-16
 \$348M Added Income 6,064 Added Jobs

Operations Spending Impact
 \$42.6M Added Income 1,104 Added Jobs

Student Spending Impact
 \$5.6M Added Income 70 Added Jobs

Alumni Impact
 \$299.8M Added Income 4,890 Added Jobs

About Frederick Community College



8,775
Credit Students Served



6,576
Non-credit Students Served



1,104
Employees



\$41.5M
Total Payroll/Benefits


Return on Investment

For every \$1 spent by...

Students \$\$\$
\$3.00 gained in lifetime earnings

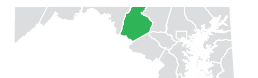
Taxpayers \$\$\$
\$3.30 gained in added state revenue and social savings

Society \$\$\$
\$7.00 gained in added taxes and public sector savings



13.1%
Average Annual Rate of Return for FCC Students

Regional Impact



96%
of FCC Students are from Frederick County

\$348M
Total Added County Income

6,064
Total Added County Jobs

3.0%
Total County Gross Regional Product