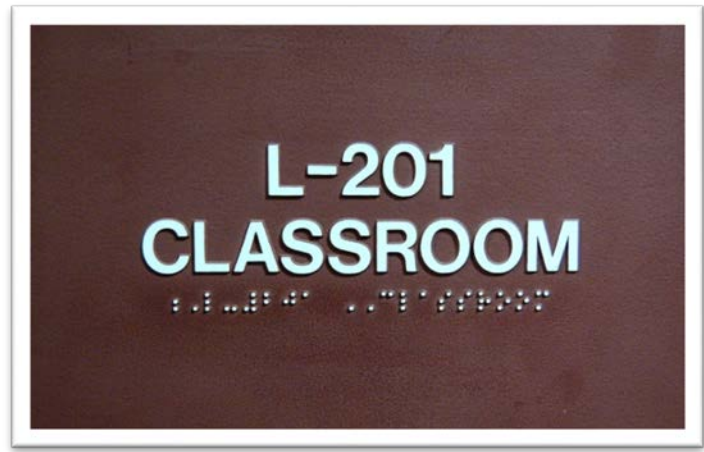


Welcome to L-201 Classroom

Room L-201 is set up to handle your presentation needs in an efficient manner. Your computer presentations such as PowerPoint will run and be projected on a large screen through a ceiling mounted projector. Your DVD and VHS video can also be projected through the system. Music can be played through **computer** sources and a **DVD** player built in to the rack system.



The rack contains a computer system for visual presentation and access to the internet. Use **“computer”** setting on Pixie


Below the computer is a DVD/VHS player which is set up to play using the **“video”** setting on the Pixie unit.



The **log in** for this room is **L-201 and no password**. Faculty can log in using their own name and password to access files saved to their network drives and e-mail by Clicking on the big red “N” bottom right bar by the clock. **Be sure to log out when you are through your class session.**




The teaching station contains all the equipment in a rack and on top of the desk to present your information to the students. In all rooms you’ll find an Overhead projector on a cart. **If you find that a bulb has blown in any projector please report this information to Help Desk At x 3333.**



The desk mounted **PIXIE UNIT** controls what information is sent to the projector. The typical controls are from top to bottom: the power button to turn projector on and off-you must push the power button once and then a second time to turn unit off. The middle buttons control which item you wish to see on the screen – computer, video etc. The bottom buttons control the volume of the system – arrow up –louder, arrow down – lower



The ceiling mounted projector will project your PowerPoint presentations, Internet information, music, DVD and VHS videos. There is a small red and green light on the projector to indicate the ready status of the unit. If these lights are not “on” this indicates a power issue. Call the Help Desk



If you still need assistance,
Help Desk Support is available:
Monday through Thursday 8am to 8 pm
Friday 8am to 4pm and
Saturday 8am until 2pm
From an internal phone call x-3333
From a cell phone or off campus call
301-846-2400 #3333#



L-201 is a special training center for use by faculty and staff. The room is administered by Alberto Ramirez and his staff. Equipment is installed for special projects and should be coordinated with Mr. Ramirez and his staff. He can be contacted at 301-846-2636.

